

HONDA CBR650R '21-

M O U N T I N G I N S T R U C T I O N S

REF 21333

DOWNFORCE SPORT SIDE SPOILERS



PHILLIPS



FIX



Nº 7

ALLEN



Nº 2,5
Nº 3

ID.	PIEZA/PART	DESCRIPCIÓN	DESCRIPTION	QTY.	REF.:
1		Base alerón derecha	Right main plain spoiler	1	10622
2		Winglet negro/azul/rojo/naranja/verde derecho	Right black/blue/red/orange/green Winglet	1	3692N/A/R/T/V
3		Base alerón izquierda	Left main plain spoiler	1	10622
4		Winglet negro/azul/rojo/naranja/verde izquierdo	Left black/blue/red/orange/green Winglet	1	3692N/A/R/T/V
5		Soporte metálico derecho	Right metal suport	1	SOP2P3--R-21333
6		Soporte metálico izquierdo	Left metal suport	1	SOP2P3--L-21333
7		Tuerca autoblocante M4	M4 Locking nut	4	TUERCAE985-0290
8		Arandela de goma Ø4,5xØ11x2mm	Ø4,5xØ11x2mm Rubber washer	4	ARAND-EPDM--722
9		Arandela de nylon M4x0,5	M4x0,5 nylon washer	8	ARNV00000000311
10		Tornillo M4x12 Ø9 ISO 7380	M4x12 Ø9 ISO 7380 Allen screw	4	TORNI-I7380-800
11		Tornillo DIN 7505/B Ø4x30mm	DIN 7505/B Ø4x30mm screw	2	TORNI-D7505-724
12		Casquillo Ø9 xØ5 x 13mm	Ø9 xØ5x 13mm Arrowhead	2	CASQUI-----713
13		Tapón tornillo M5 ISO 7380	M5 ISO 7380 allen screw cap	4	TAPON-----85
14		Tornillo allen M5x12 Ø11 ISO 7380	M5x12 Ø11 ISO 7380 Allen screw	4	TORNI-AI----520
15		Arandela de nylon M5x1	M5x1 Nylon washer	4	ARNV00000000245
16		Cinta adhesiva de doble cara 30x10mm (Se suministra montada)	30x10mm double-sided adhesive tape (Supplied assembled)	2	ADHESI-----263

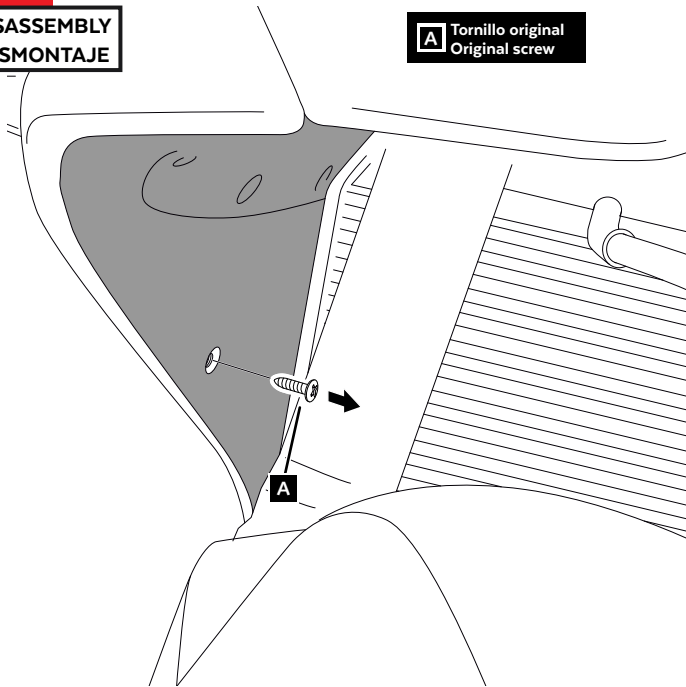
HONDA CBR650R '21-

INSTRUCCIONES DE MONTAJE - MOUNTING INSTRUCTIONS - MONTAGEANLEITUNG

Se muestra el montaje del lado derecho a modo de ejemplo, realizar los mismos pasos para el montaje del lado izquierdo.
The right side assembly is shown as an example, so the same steps can be performed for the left side assembly.

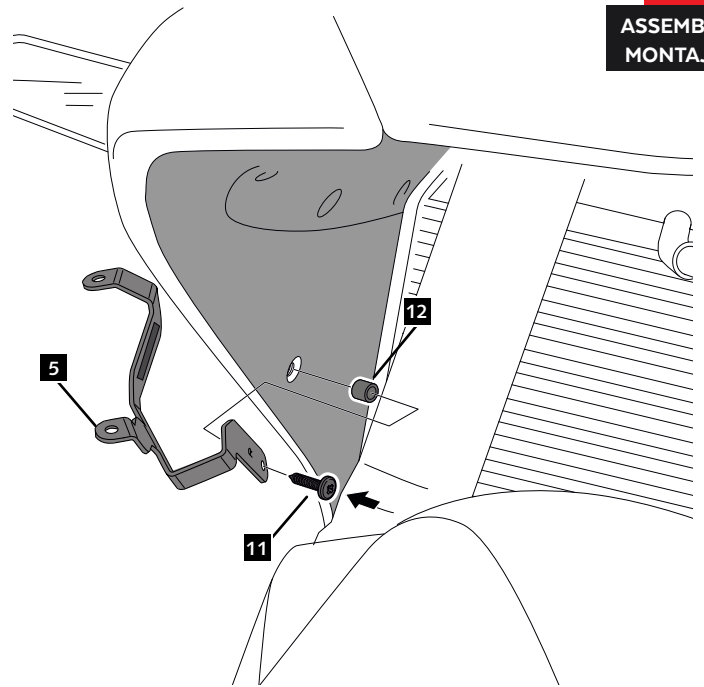
1

**DISASSEMBLY
DESMONTAJE**



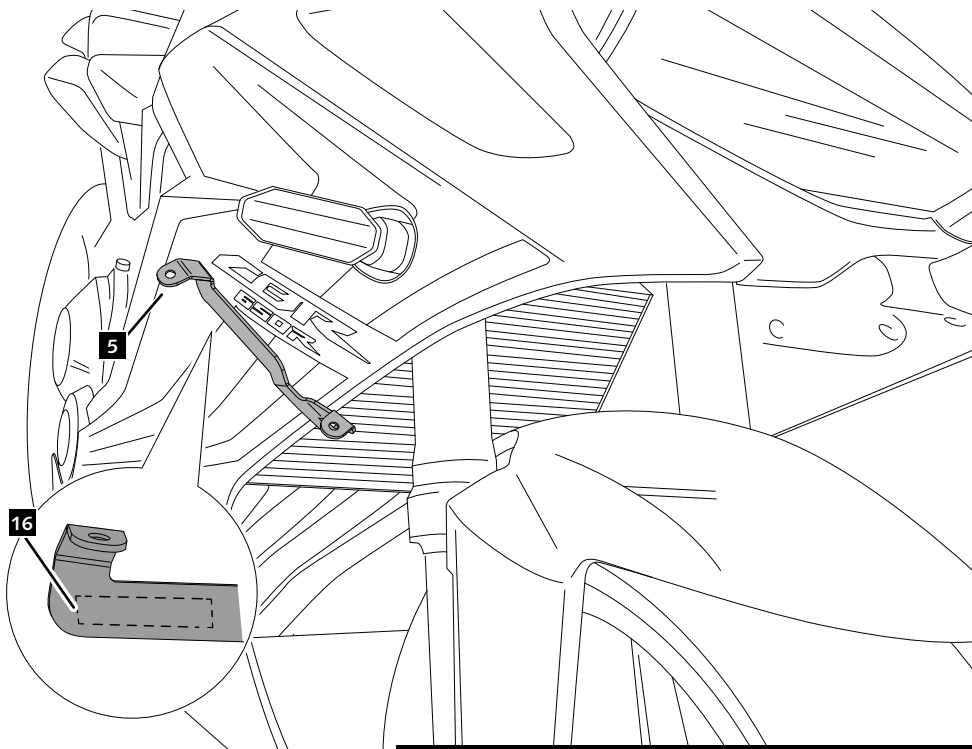
2

**ASSEMBLY
MONTAJE**



3

**ASSEMBLY
MONTAJE**



ID-16 Extraer papel de cinta adhesiva de doble cara.
Extract the paper for double-sided adhesive tape.

APPLY PRESSURE ON ADHESIVE AREA FOR 1 MINUT. IDEAL TAPE APPLICATION IS ACCOMPLISHED WHEN THE TEMPERATURE IS BETWEEN 21°C AND 38°C AND THE BOND IS ALLOWED TO DWELL 24 HOURS.

HONDA CBR650R '21-

INSTRUCCIONES DE MONTAJE - MOUNTING INSTRUCTIONS - MONTAGEANLEITUNG

4

ASSEMBLY
MONTAJE

