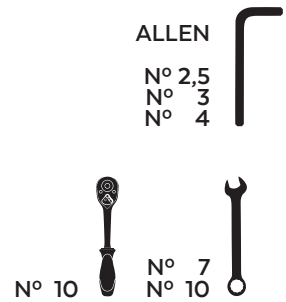


YAMAHA YZF-R1 '15-

REF 20297

ALERONES LATERALES "DOWNFORCE" / SIDE SPOILER DOWNFORCE / SEITENFLÜGEL DOWNFORCE



ID	PIEZA/PART	DESCRIPCIÓN	DESCRIPTION	QTY	REF
1		Base alerón derecha	Right main plain spoiler	1	10765
2		Winglet negro/azul/rojo/naranja/verde derecho	Winglet right black/blue/red/orange/green	1	3692N/A/R/T/V
3		Base alerón izquierda	Left main plain spoiler	1	10765
4		Winglet negro/azul/rojo/naranja/verde izquierdo	Winglet Left black/blue/red/orange/green	1	3692N/A/R/T/V
5		Soporte metálico derecho R●	Right R● metal suport	1	SOP4PI-R1-20297
6		Soporte metálico derecho R●●	Right R●● metal suport	1	SOP4PI-R2-20297
7		Soporte metálico izquierdo L●	Left L● metal suport	1	SOP4PI-L1-20297
8		Soporte metálico izquierdo L●●	Left L●● metal suport	1	SOP4PI-L2-20297
9		Tuerca autoblocante M4	M4 Locking nut	4	TUERCAE985-0290
10		Arandela de goma Ø4,5 x Ø11 x 2mm	Ø4,5 x Ø11 x 2mm Rubber washer	4	ARAND-EPDM--722
11		Arandela de nylon M4x0,5	M4x0,5 Nylon washer	8	ARNV00000000311
12		Tuerca de clip M5	M5 clip nut	2	TUERCA-TRT-M5--
13	*	Tornillo Allen M5x25 Ø11 ISO 7380	M5x25 Ø11 ISO 7380 Allen screw	2	TORNI-I7380-766
14	*	Casquillo Ø14 x Ø8,5 x 12	Ø14 x Ø8,5 x 12 Arrowhead	2	CASQUI-M----769
15	**	Tornillo Allen M5x20 Ø11 ISO 7380	M5x20 Ø11 ISO 7380 Allen screw	2	TORNI-I7380_730
16	**	Casquillo Ø14 x Ø8,5 x 6	Ø14 x Ø8,5 x 6 Arrowhead	2	CASQUI-----776
17		Separador de silicona Ø12,5 x 4 (se suministra montado con la pieza 5)	Ø12,5 x 4 silicon spacer (supplied already mounted on item 5)	1	TOPE-PA12,7X3,5
18		Arandela de nylon M5x1	M5x1 Nylon washer	4	ARNV00000000245
19		Tornillo Allen M5x11 Ø11 ISO 7380	M5x11 Ø11 ISO 7380 Allen screw	4	TORNI-AI----520
20		Tornillo Allen M4x12 Ø9 ISO 7380	M4x12 Ø9 ISO 7380 Allen screw	4	TORNI-I7380-800
21		Tapón tornillo Allen M5 ISO 7380	M5 ISO 7380 Allen screw cap	4	TAPON-----85

* ID13+ID14 ONLY FOR R1 2015-2019

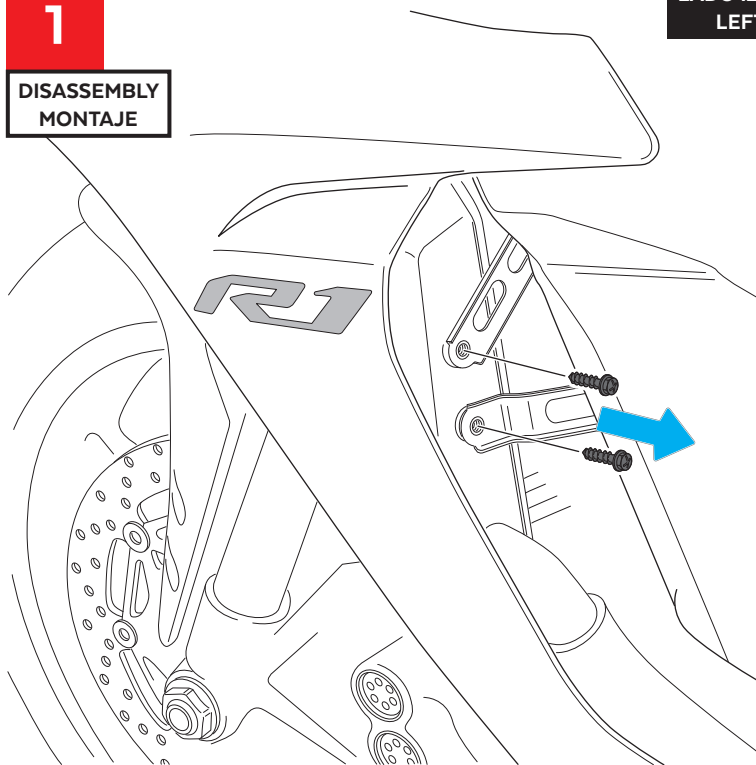
** ID15+ID16 ONLY FOR R1 2020

YAMAHA YZF-R1 '15-

INSTRUCCIONES DE MONTAJE - MOUNTING INSTRUCTIONS - MONTAGEANLEITUNG

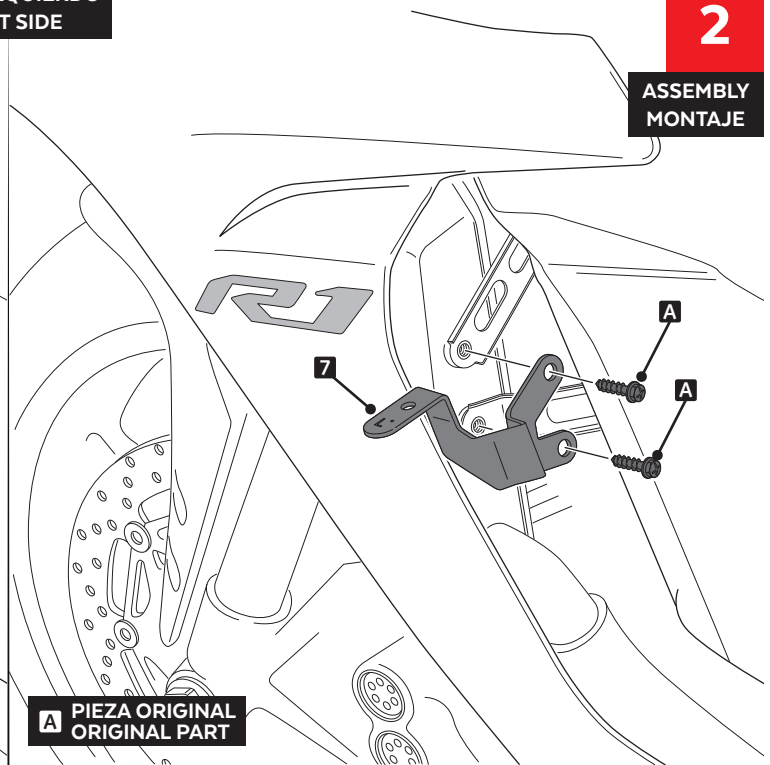
1

DISASSEMBLY
MONTAJE



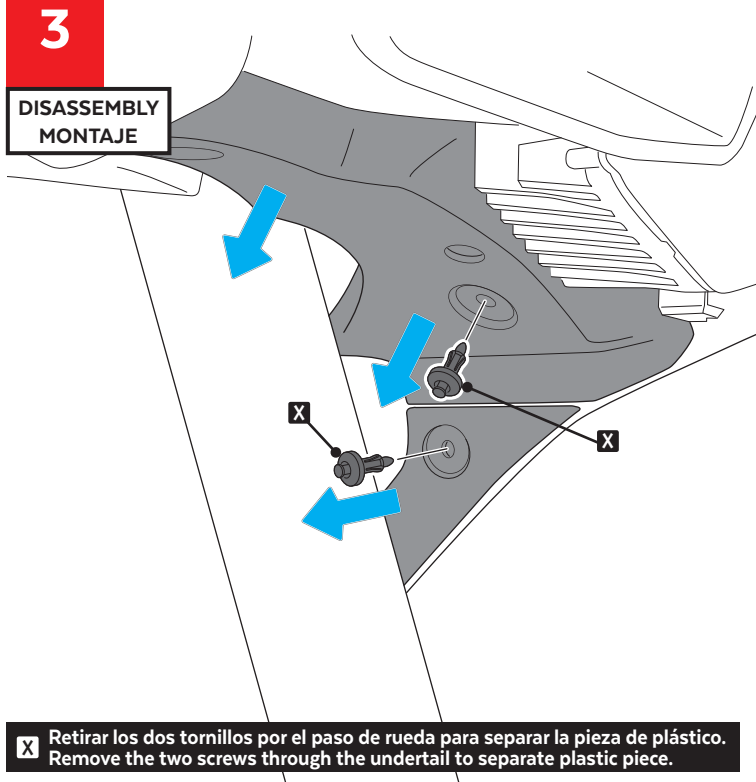
2

ASSEMBLY
MONTAJE



3

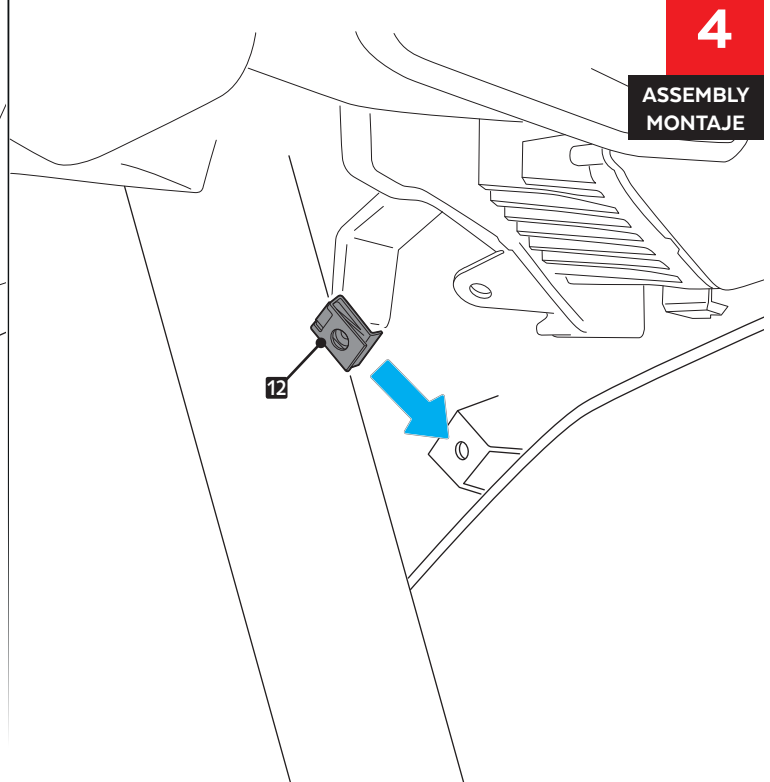
DISASSEMBLY
MONTAJE



X Retirar los dos tornillos por el paso de rueda para separar la pieza de plástico.
Remove the two screws through the undertail to separate plastic piece.

4

ASSEMBLY
MONTAJE

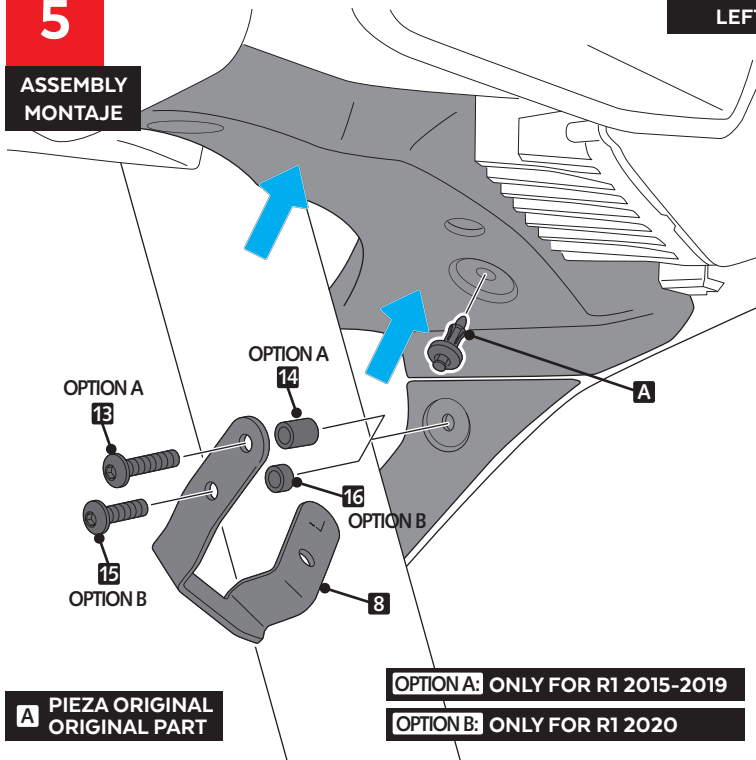


YAMAHA YZF-R1 '15-

INSTRUCCIONES DE MONTAJE - MOUNTING INSTRUCTIONS - MONTAGEANLEITUNG

5

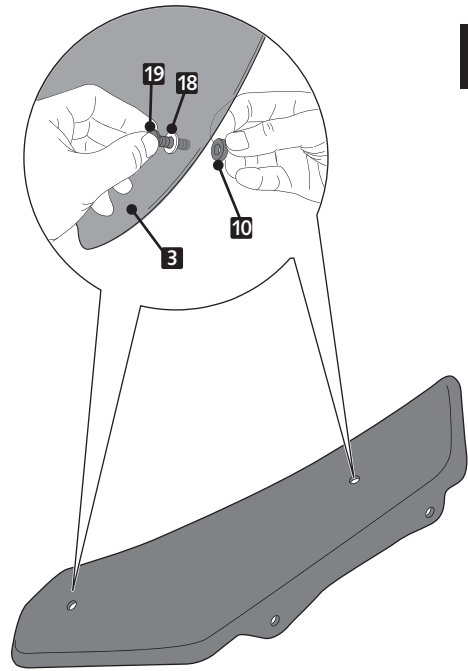
ASSEMBLY
MONTAJE



LADO IZQUIERDO
LEFT SIDE

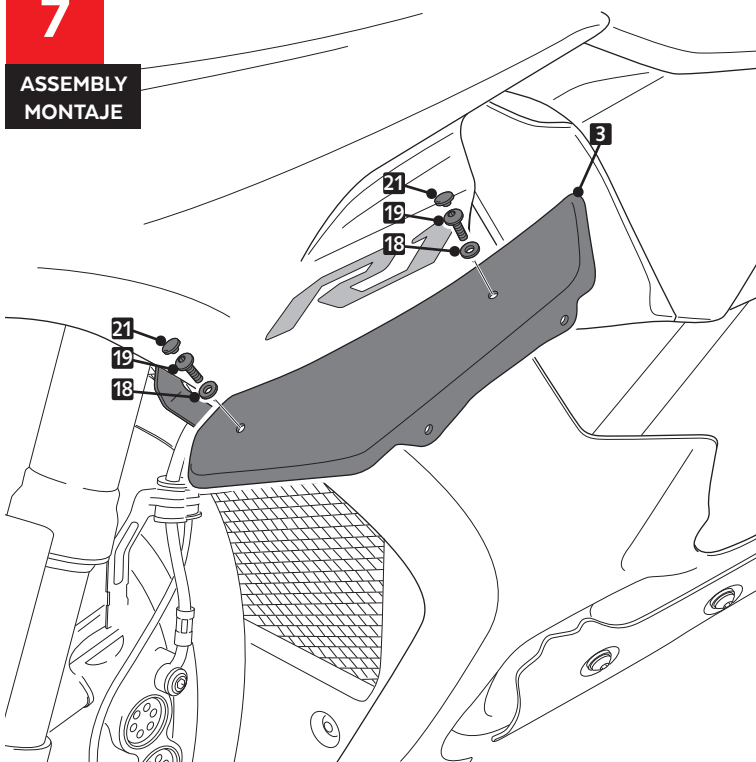
6

ASSEMBLY
MONTAJE



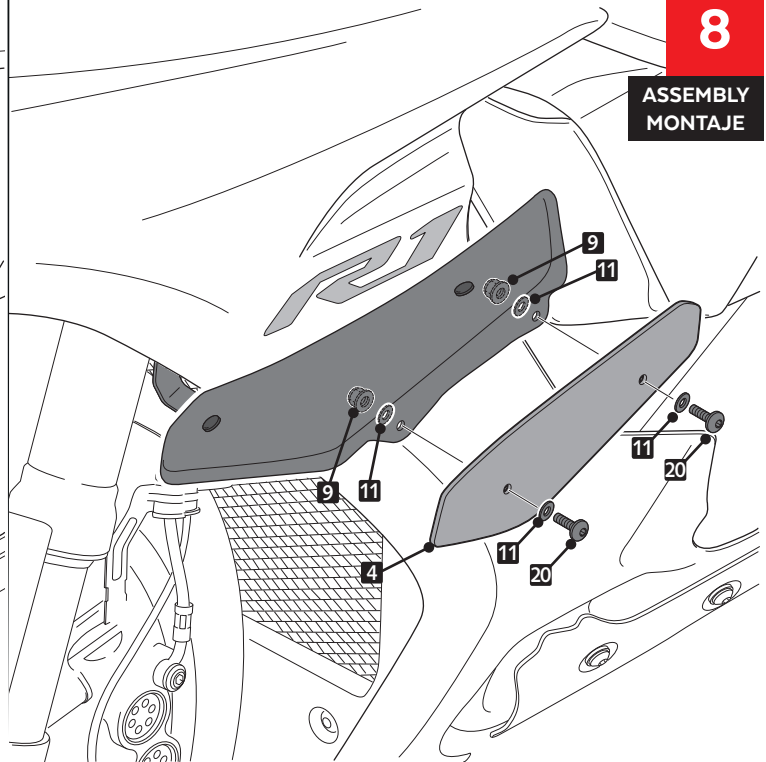
7

ASSEMBLY
MONTAJE



8

ASSEMBLY
MONTAJE

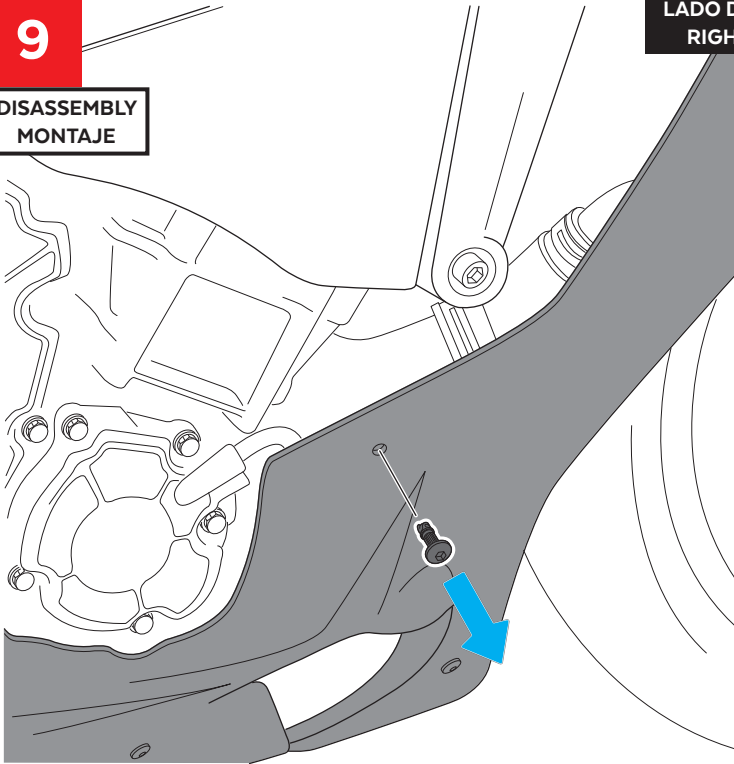


YAMAHA YZF-R1 '15-

INSTRUCCIONES DE MONTAJE - MOUNTING INSTRUCTIONS - MONTAGEANLEITUNG

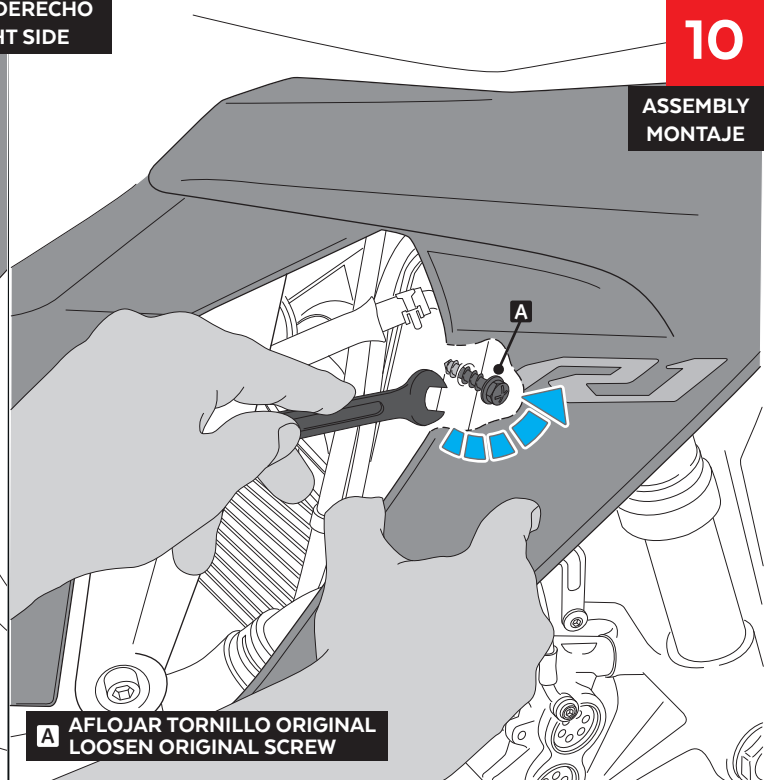
9

DISASSEMBLY
MONTAJE



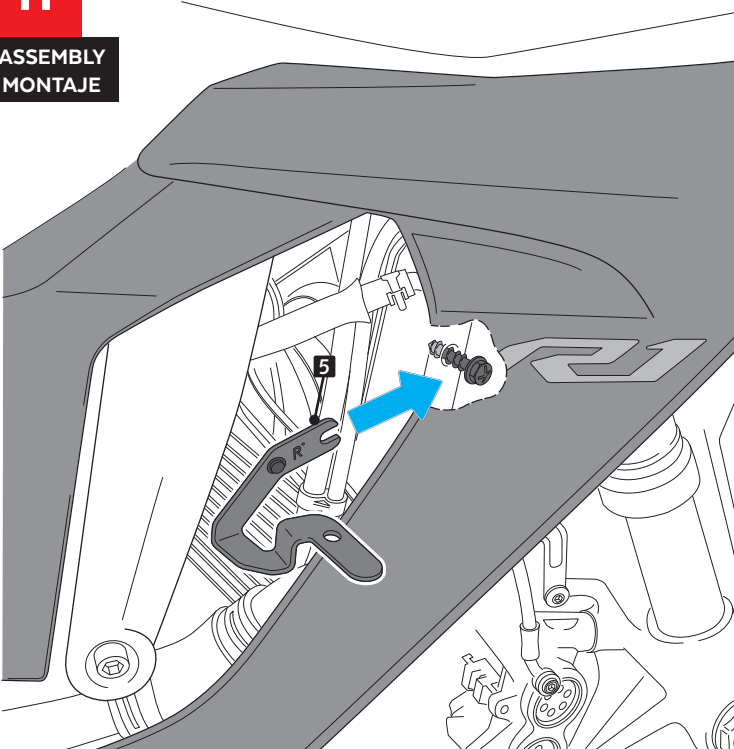
10

ASSEMBLY
MONTAJE



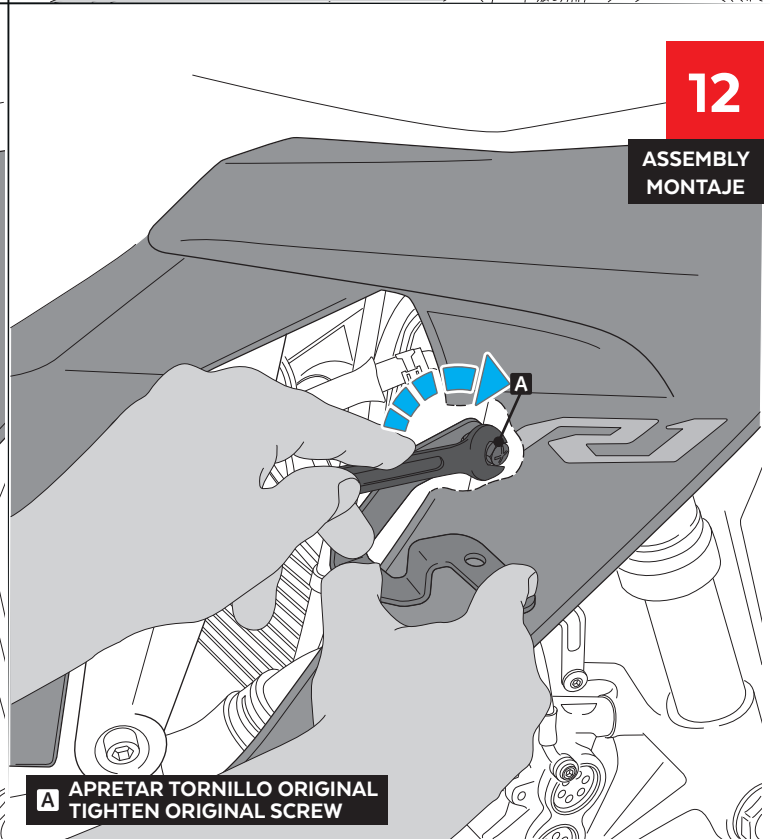
11

ASSEMBLY
MONTAJE



12

ASSEMBLY
MONTAJE

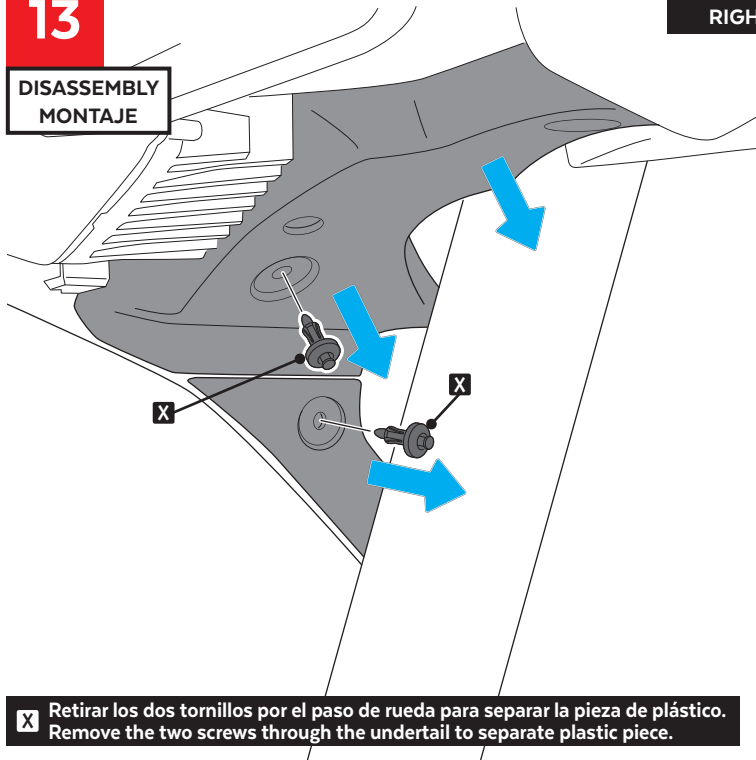


YAMAHA YZF-R1 '15-

INSTRUCCIONES DE MONTAJE - MOUNTING INSTRUCTIONS - MONTAGEANLEITUNG

13

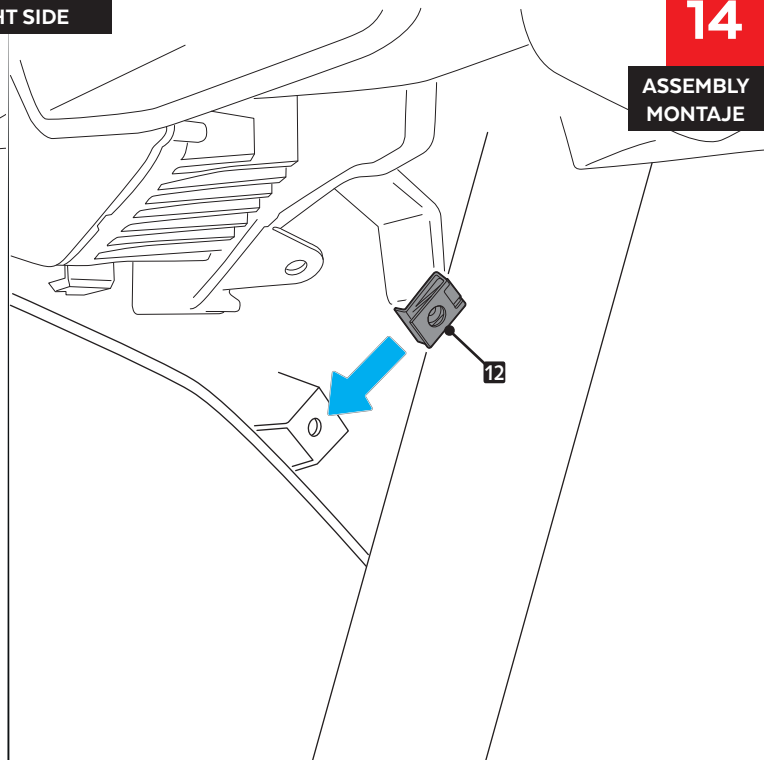
DISASSEMBLY
MONTAJE



LADO DERECHO
RIGHT SIDE

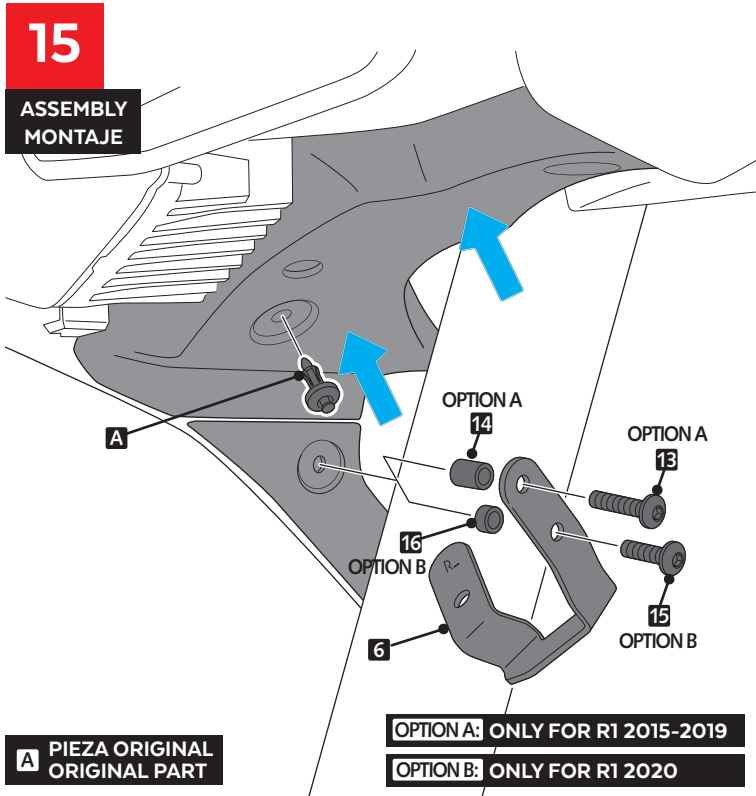
14

ASSEMBLY
MONTAJE



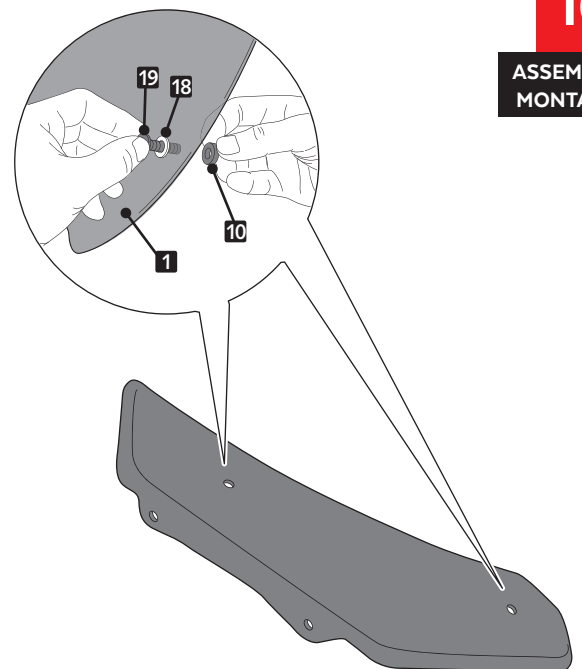
15

ASSEMBLY
MONTAJE



16

ASSEMBLY
MONTAJE

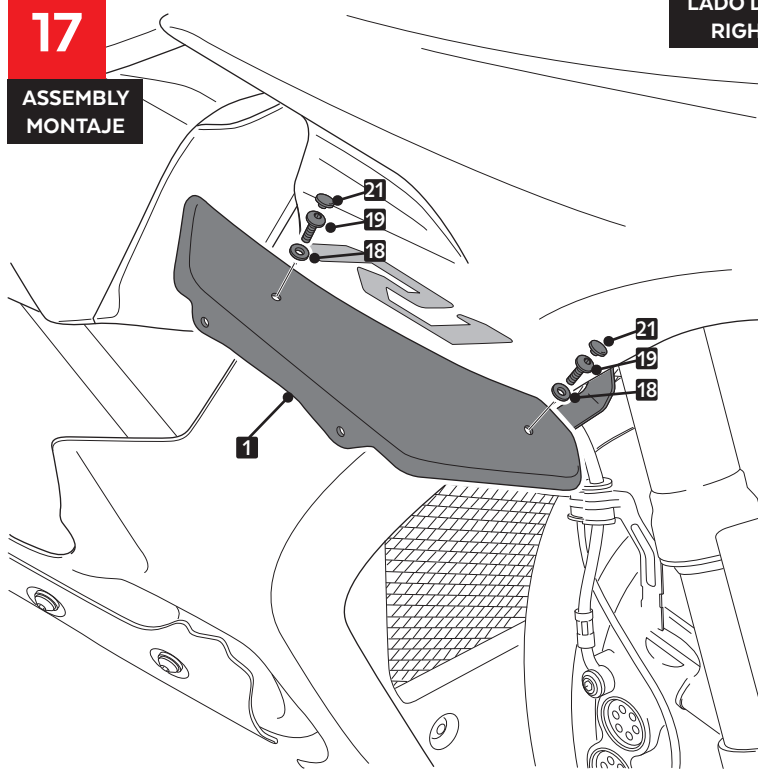


YAMAHA YZF-R1 '15-

INSTRUCCIONES DE MONTAJE - MOUNTING INSTRUCTIONS - MONTAGEANLEITUNG

17

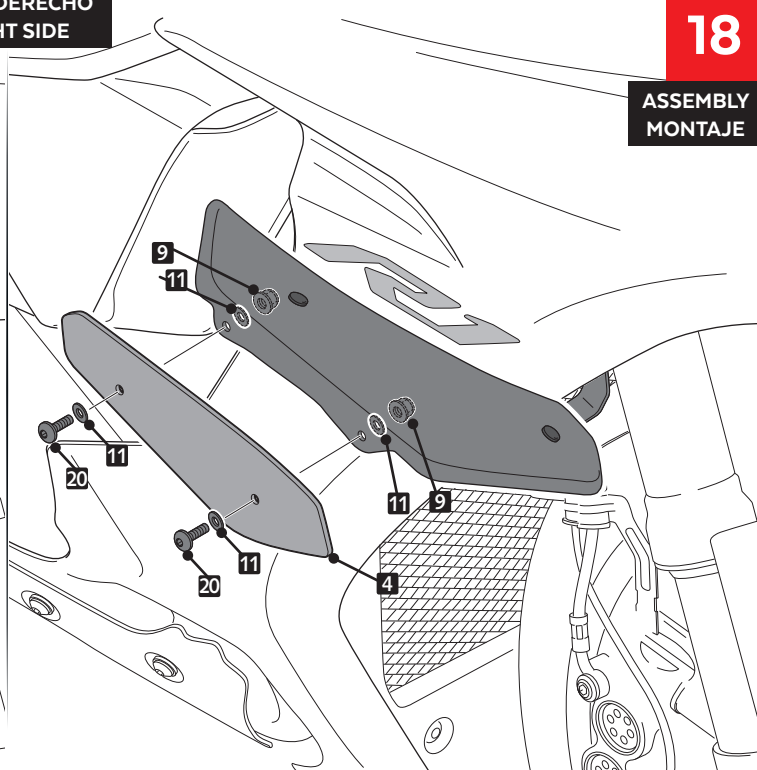
ASSEMBLY
MONTAJE



LADO DERECHO
RIGHT SIDE

18

ASSEMBLY
MONTAJE



COLOCACIÓN SEPARADOR DE SILICONA (ID 17)
PLACEMENT OF THE SILICON SPACER (ID 17)

