

# KTM 790 DUKE

REF 0072

PARAMANOS PARA / HANDSGUARD FOR / HANDPROTEKTOREN FÜR



1 Person



35 min



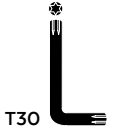
INTERMEDIATE



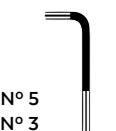
FIX



TORX



ALLEN



ID.	PIEZA/PART	DESCRIPCIÓN	DESCRIPTION	QTY.	REF.:
1		Paramanos derecho	Right handguard	1	0072JM3
2		Pieza derecha anclaje manillar Ø14 (Se suministra montada)	Ø14 right handlebar anchoring part (Supplied mounted with handguard)	1	0072JM3
3		Paramanos izquierdo	Left handguard	1	0072JM3
4		Pieza izquierda anclaje manillar Ø14 (Se suministra montada)	Ø14 left handlebar anchoring part (Supplied mounted with handguard)	1	0072JM3
5		Soporte metálico derecho ( R )	right metal support ( R )	1	SOPOR-2P-4-0072
6		Soporte metálico izquierdo ( L )	left metal support ( L )	1	SOPOR-2P-4-0072
7		Arandela de goma Ø4,5 x Ø11 x 2mm (Se suministra montada con las piezas 1-2-3-4)	Ø4,5 x Ø11 x 2mm Rubber washer (Supplied already mounted with 1-2-3-4)	4	ARAND-EPDM--722
8		Arandela de goma Ø4,5 x Ø14 x 4mm	Ø4,5 x Ø14 x 4mm Rubber washer	2	ARAND-GD13D5X4-
9		Tornillo Allen M5x16 Ø11 ISO 7380	M5x16 Ø11 ISO 7380 Allen screw	4	TORNI-I7380-493
10		Tornillo allen M5x11 Ø11 ISO 7380	M5x11 Ø11 ISO 7380 Allen screw	2	TORNI-AI----520
11		Arandela de nylon M5x1	M5x1 nylon washer	6	ARNV00000000245
12		Tuerca grafilada M5 (Se suministra mon- tada con las piezas 1-2-3-4)	M5 special nut (Supplied already mounted with 1-2-3-4)	4	TUERC-D6923-255
13		Arandela de goma Ø15 x Ø28 x 1mm	Ø15 x Ø28 x 1mm Rubber washer	4	ARAND-----740
14		Arandela metalica Ø15x Ø28 x 2,5	Ø15x Ø28 x 2,5 metal washer	2	ARANDPD125--741
15		Tornillo especial M6x12 Long Hexagonal 20 (M6x12) NEGRO	M6x12 special screw hexagonal lenght 20 (M6x12) Black	1	TORNI-EM6---802
16		Tapón tornillo M5 ISO 7380	M5 ISO 7380 Allen screw cap	6	TAPON-----85
17		Kit adhesivos	Stickers set	1	ADHESI-----234

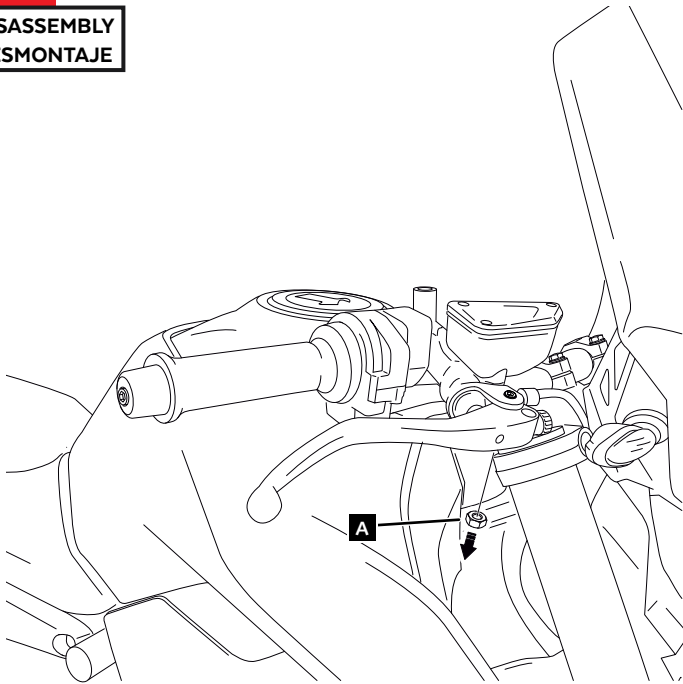
# KTM 790 DUKE

## INSTRUCCIONES DE MONTAJE - MOUNTING INSTRUCTIONS - MONTAGEANLEITUNG

### LADO DERECHO - RIGHT SIDE - RECHTE SEITE

**1**

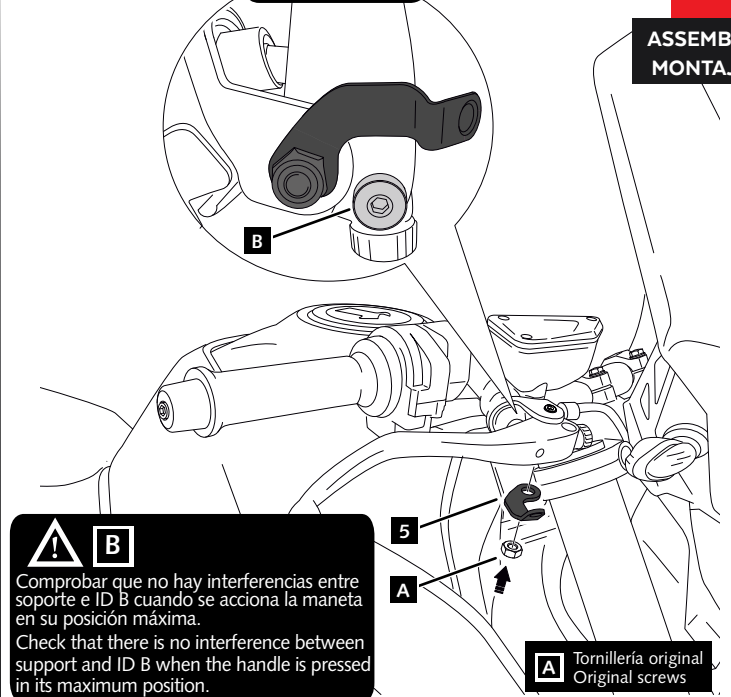
**DISASSEMBLY  
DESMONTAJE**



**2**

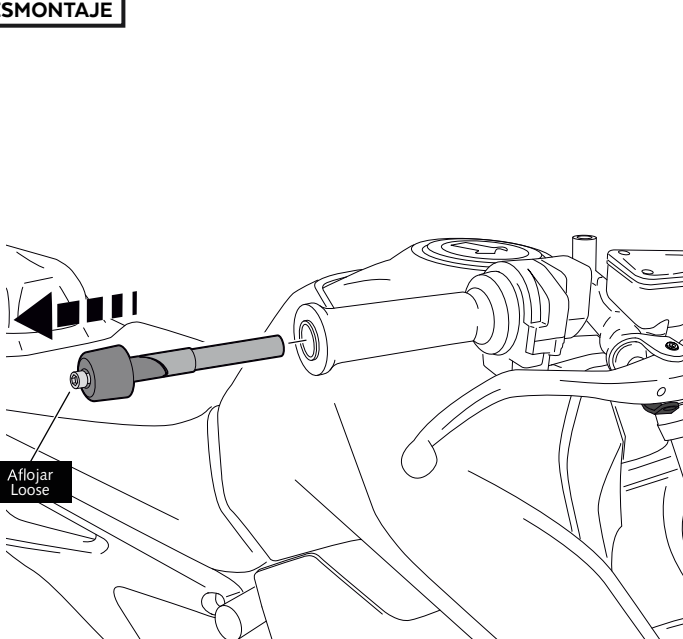
**ASSEMBLY  
MONTAJE**

**VISTA INFERIOR  
BELOW VIEW**



**3**

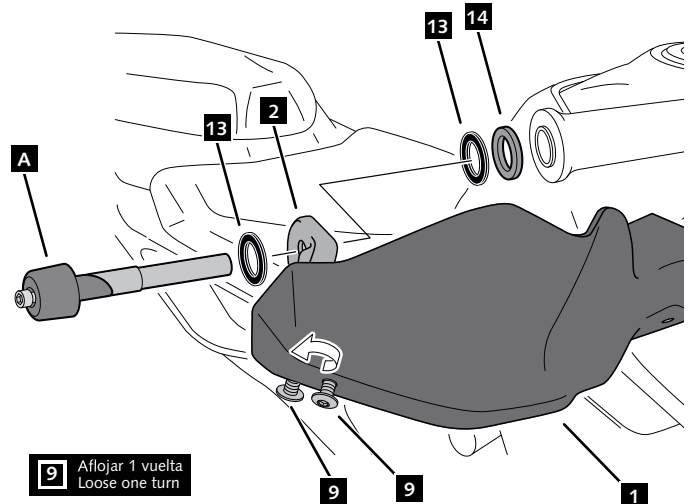
**DISASSEMBLY  
DESMONTAJE**



**4**

**ASSEMBLY  
MONTAJE**

**A** Tornillería original  
Original screws



# KTM 790 DUKE

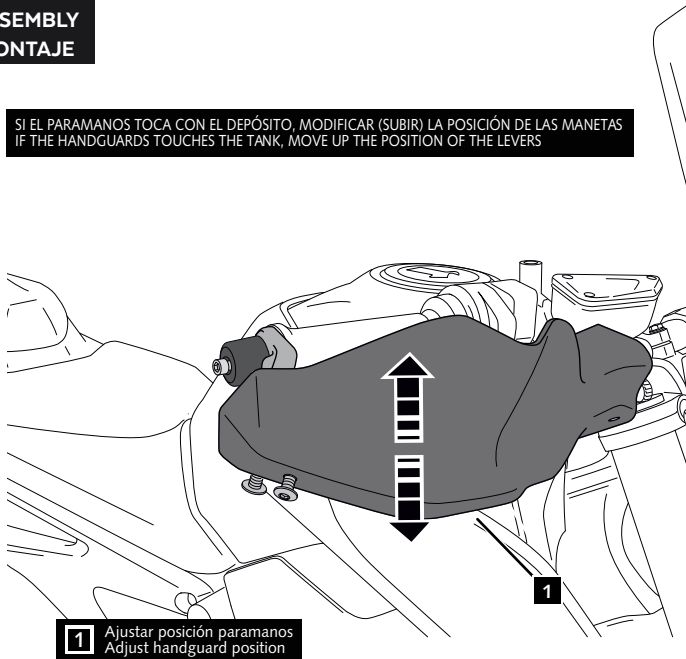
## INSTRUCCIONES DE MONTAJE - MOUNTING INSTRUCTIONS - MONTAGEANLEITUNG

### LADO DERECHO - RIGHT SIDE - RECHTE SEITE

**5**

**ASSEMBLY  
MONTAJE**

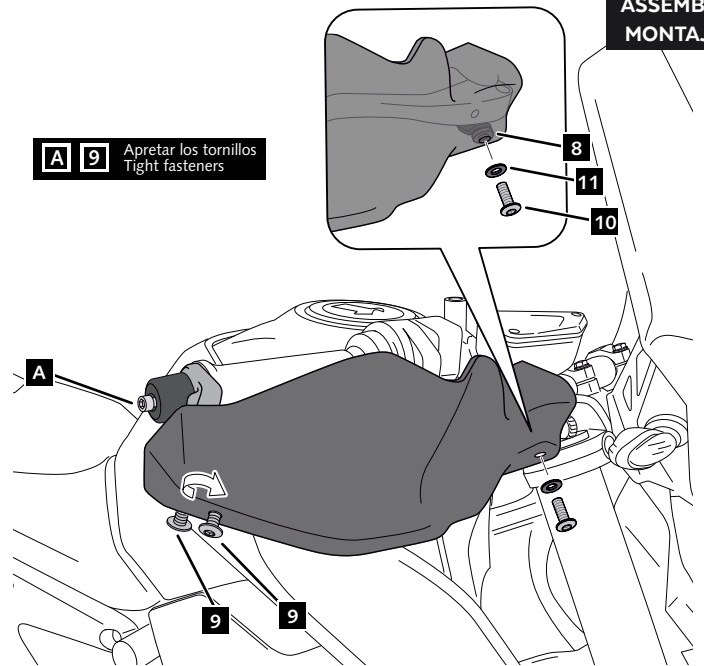
SI EL PARAMANOS TOCA CON EL DEPÓSITO, MODIFICAR (SUBIR) LA POSICIÓN DE LAS MANETAS  
IF THE HANDGUARDS TOUCHES THE TANK, MOVE UP THE POSITION OF THE LEVERS



**6**

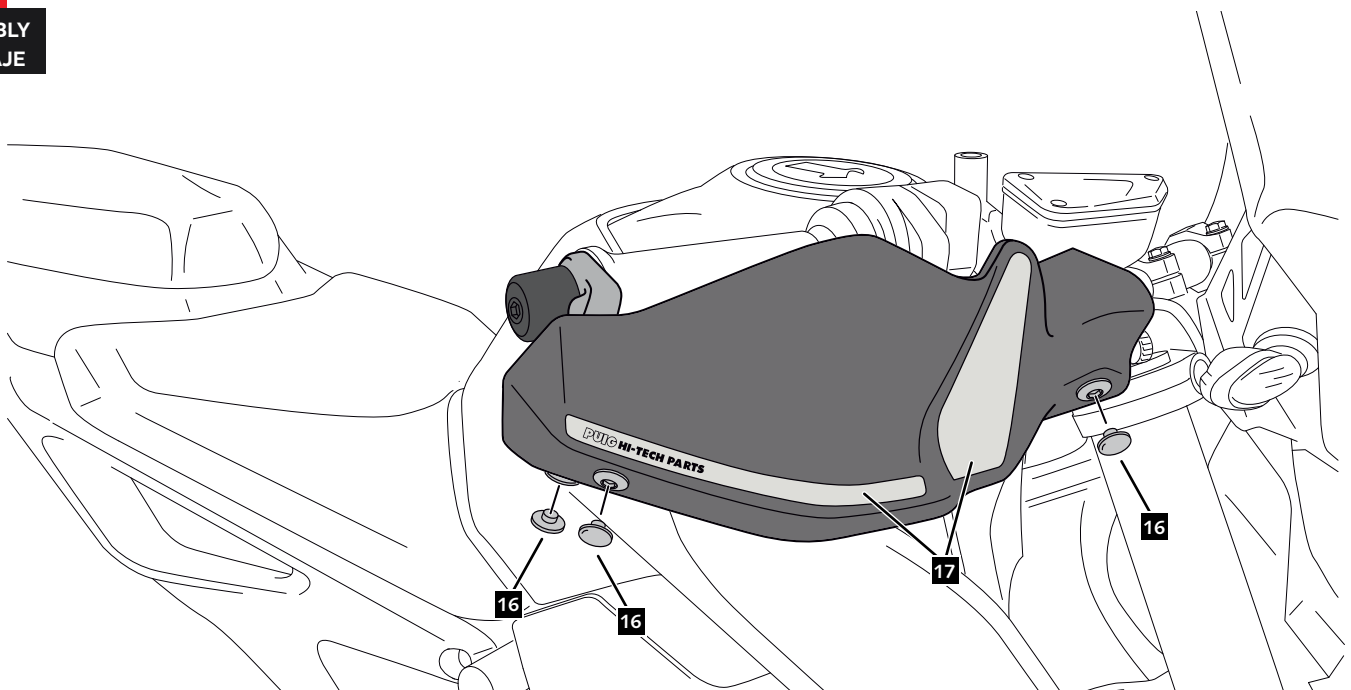
**ASSEMBLY  
MONTAJE**

**A 9** Apretar los tornillos  
Tight fasteners



**7**

**ASSEMBLY  
MONTAJE**



# KTM 790 DUKE

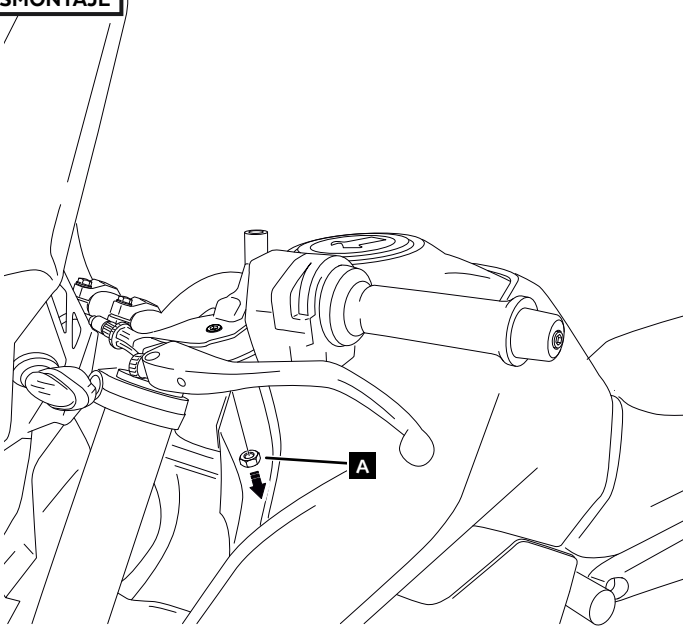
## INSTRUCCIONES DE MONTAJE - MOUNTING INSTRUCTIONS - MONTAGEANLEITUNG

### LADO IZQUIERDO - LEFT SIDE - LINKE SEITE

**1**

**DISASSEMBLY  
DESMONTAJE**

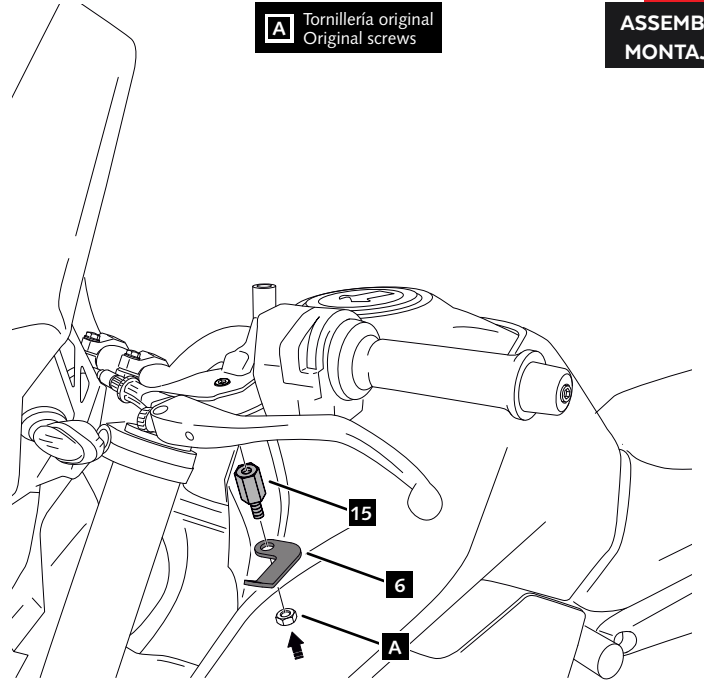
**A** Tornillería original  
Original screws



**2**

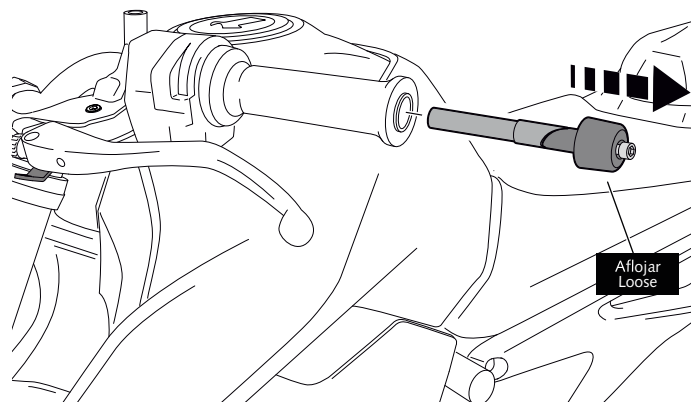
**ASSEMBLY  
MONTAJE**

**A** Tornillería original  
Original screws



**3**

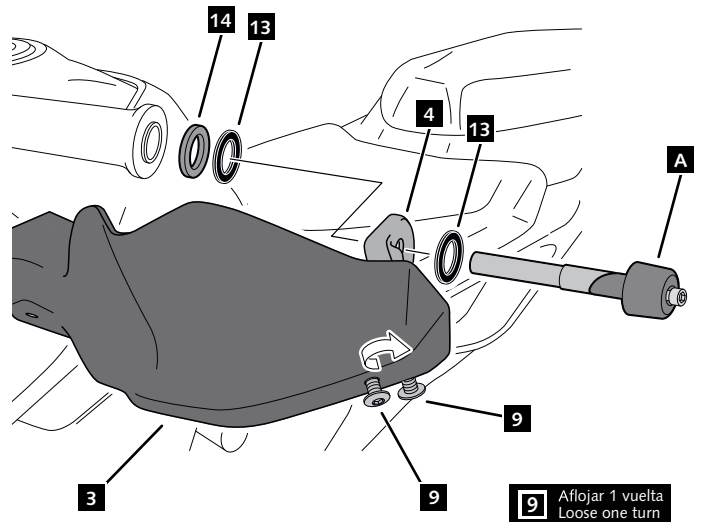
**DISASSEMBLY  
DESMONTAJE**



**4**

**ASSEMBLY  
MONTAJE**

**A** Tornillería original  
Original screws



# KTM 790 DUKE

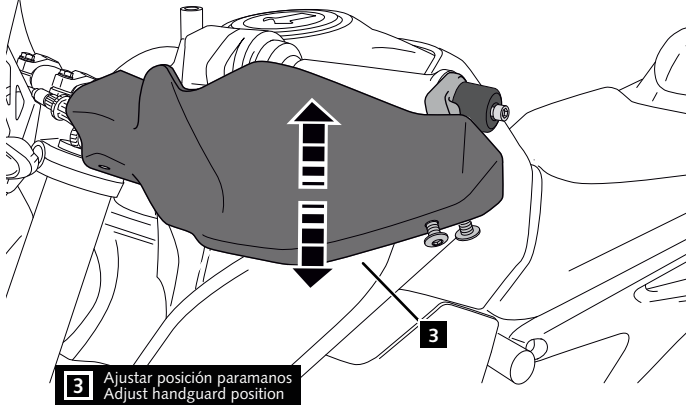
## INSTRUCCIONES DE MONTAJE - MOUNTING INSTRUCTIONS - MONTAGEANLEITUNG

### LADO IZQUIERDO - LEFT SIDE - LINKE SEITE

**4**

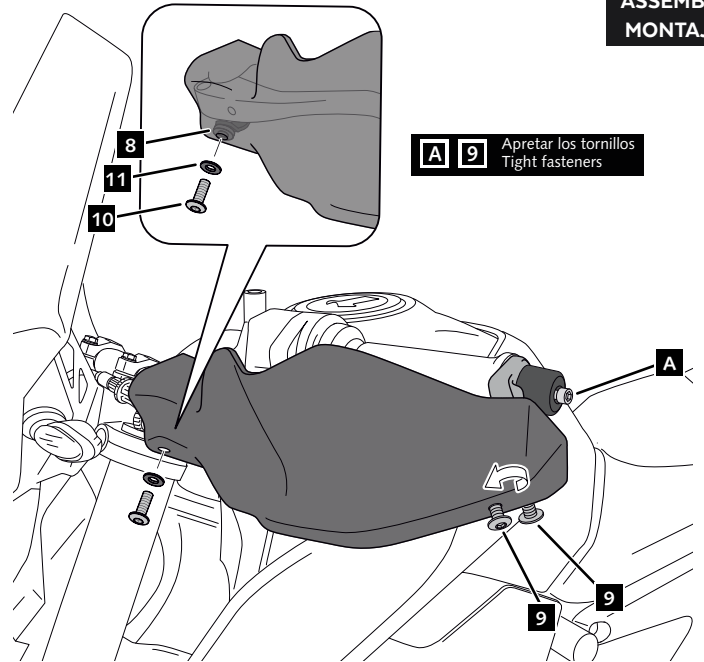
**ASSEMBLY  
MONTAJE**

SI EL PARAMANOS TOCA CON EL DEPÓSITO, MODIFICAR (SUBIR) LA POSICIÓN DE LAS MANETAS  
IF THE HANDGUARDS TOUCHES THE TANK, MOVE UP THE POSITION OF THE LEVERS



**5**

**ASSEMBLY  
MONTAJE**



**6**

**ASSEMBLY  
MONTAJE**

